

Achieved suitable dielectric swarm parameters for electrons in $SF_6 - Ne$ gas mixture.

Raad Hameed Majeed¹Nissan Souad Orabi²MohsinAneedHossooni¹¹University of Baghdad-College of Educationfor pure science (Ibn-Al-Haitham)-Department of Physics.² Al-NahreenUniversity- College of science - Department of Physics.

Keywords: $SF_6 - Ne$ gas mixture, dielectric properties, high voltage electrical equipment, arc quenching, swarm parameters

Abstract

There are two important types of basic gas-insulated apparatus used by electric power industry: i- gas-insulated transmission lines and ii- gas-insulated transformers. $SF_6 - Ne$ mixture are considered to be used in circuit breakers, neon has a very blow dielectric strength and contributes virtually nothing to the dielectric strength of the mixture. Neon however, complements SF_6 in terms of its cooling capacity because it is very light, and does not react chemically either SF_6 , or the gas impurities present in commercial SF_6 , or the system components. The motion of electrons in plasma gas sulfur hexafluoride (SF_6) and its mixture with inert gas Ne in the present of applied uniform electric field is simulated by using the numerical solution of Boltzmann's transport equation technique. The numerical solutions are utilized within the international computer code program called "NOMAD" written in FORTRAN 77, by using the Finite difference method. The energy distribution function and the swarm transport parameters of electron accelerated by DC electric field in a mixture of $SF_6 - Ne$, are evaluated and compared with experimental result of drift velocity (v_d), average energy ($\bar{\epsilon}$), characteristic energy (ϵ_k), diffusion coefficient (D), and electron mobility (μ). We conclude that the calculation value has a Percentage agreement with international published experimental value over the range of E/N in Td units (E is the electric field and N concentration gas molecules). One can interpret the existence percentage error to the accuracy of the using cross section data for both elastic and inelastic collisions, since their exist many laboratory published data.

تحقيق عوامل حشود مناسبة كخصائص عزل كهربائي للالكترونات في الخليط الغازي لسداسي فلوريد الكبريت والنيون

محسن عنيد حسوني^١نيسان سعود عريبي^٢رعد حميد^١^١ جامعة بغداد - كلية التربية للعلوم الصرفة (ابن الهيثم) - قسم الفيزياء.^٢ جامعة النهرين - كلية العلوم - قسم الفيزياء.

الخلاصة

في الجانب الصناعي والتطبيقي ، يتواجد نوعين من الاجهزة الكهربائية العملاقة لانتاج الطاقة، النوع الاول يطلق عليه خطوط نقل الطاقة الكهربائية والنوع الثاني يطلق عليها المحولات الكهربائية. الخليط الغازي $SF_6 - Ne$ يؤخذ بنظر الاعتبار كوسط عازل في دوائر القطع الكهربائي، حيث يمتلك غاز

النيون (Ne) شدة عزل ضئيلة جدا مقارنة مع غاز سداسي فلوريد الكبريت (SF_6) في المجالات المنتظمة وبذلك تكون مشاركته محدودة جدا في عملية العزل. في الوقت ذاته يعمل غاز النيون مع غاز سداسي فلوريد الكبريت بزيادة سعة التبريد لكونه من الغازات الخفيفة وكونه لا يتفاعل كيميائيا مع الغاز ذاته. حركة الالكترونات في بلازما غاز (SF_6) او خلائطه مع الغازات الخاملة بوجود مجالات كهربائية منتظمة تمثل حسابيا من خلال الحل العددي لمعادلة الانتقال ليويلتزمان Boltzmann's transport equation والمتمثلة في البرنامج العالمي المعروف باسم NOMAD والمكتوب بلغة فورتران 77 باستخدام طريقة التفريق المحدد Finite difference technique . دالة التوزيع وعوامل الانتقال للالكترونات المعجلة بواسطة المجال الكهربائي للخليط الغازي $SF_6 - Ne$ تم حسابها وقورنت النتائج مع نظيرتها العملية المنشورة عالميا، ولوحظ وجود توافق اوتطابق مقبول بنسبة معينة ويعزى التفاوت القليل الى دقة المقاطع العرضية للتفاعلات المرنة والغير المرنة بمختلف انواعها، حيث تتوفر بيانات عديدة لهذه المقاطع العرضية ولتجارب مختلفة الظروف والمنشأ.

Introduction

Sulfur hexafluoride (SF_6), the electric power industry's presently preferred gaseous dielectric (besides air), has been shown to be a greenhouse gas. In this report we provide information that is useful in identifying possible replacement gases, in the event that replacement gases are deemed a reasonable approach to reduce the use of SF_6 in high voltage electrical equipment. This study first describe the properties that make a good gaseous dielectric, that are necessary to demonstrate and document the appropriateness of a gas as a high voltage insulating medium, or to be used as an arc or current interrupting medium [1]. The large amount of available physical and laboratory data suggests that a 40% $SF_6 - 60\%N_2$ mixture may exhibits dielectric characteristics suitable to be used as insulation in high voltage equipment. However, it is realized that there are difficulties in using this mixture for arc or current interruption, and as a replacement gas in already existing equipment [2]. This study focuses on the properties of SF_6 as a dielectric gas and on the data available for possible alternatives to pure SF_6 (i.e., SF_6 alone). On the basis of published studies and consultation with experts in the field, it was attempted to identify alternative dielectric gases to pure SF_6 for possible immediate or future use in existing or modified electrical equipment. The possible alternative gases are discussed as three separate groups: (i) mixtures of SF_6 and nitrogen for which a large amount of research results are available; (ii) gases and mixtures (e.g., pure N_2 , low concentrations of SF_6 in N_2 , and $SF_6 - Ne$

mixtures) for which a smaller yet significant amount of data is available; and (iii) potential gases for which little experimental data is available [1]. Sulfur hexafluoride (SF_6), is a man-made gas which became commercially available in 1947. It is one of the most extensively and comprehensively studied polyatomic molecular gases because of its many commercial and research applications. Its basic physical and chemical properties, behavior in various types of gas discharges, and uses by the electric power industry have been broadly investigated [3]. Sulfur hexafluoride (SF_6), exhibits many properties that make it suitable for equipment utilized in the transmission and distribution of electric power, it is a strong electronegative (electron attaching) gas both at room temperature and at temperature well above ambient, which principally accounts for its high dielectric strength and good arc-interruption properties. The breakdown voltage of SF_6 is nearly three times higher than air at atmospheric pressure [4]. Furthermore, it has good heat transfer properties and it readily reforms itself when dissociated under high gas-pressure conditions in an electrical discharge or an arc (i.e., it has a fast recovery and it is self-healing). However, SF_6 have some undesirable properties: it forms highly toxic and corrosive compounds when subjected to electrical discharges (e.g., S_2F_{10} , SOF_2); non-polar contaminants (e.g., air, CF_4) are not easily removed from it; its breakdown voltage is sensitive to water vapor, conducting particles, and conductors surface roughness; and it exhibits non-ideal gas behavior at the lowest temperatures that can be encountered in the environment.

Theory

The classical theory of transport processes is based on the Boltzmann transport equation; this equation can be driven simply by defining a distribution function and inspecting its time derivative. From this equation many important swarm parameters could be derived that it is still being used in many contemporary research projects to model transport phenomena.

The general form for the Boltzmann transport equation may be written as [5,6].

$$\left(\frac{\partial f}{\partial t}\right) + v \cdot \nabla_r + \left(\frac{\partial E}{m}\right) \cdot \nabla_v f = \left(\frac{\partial f}{\partial t}\right)_{collisions}, \text{ or} \tag{1}$$

$$\left(\frac{\partial f}{\partial t}\right) + v \cdot \nabla_r f + a \cdot \nabla_v f = \Sigma \iint [f(v', r, t) F_j(V_j', r, t) - f(v, r, t) F_j(V_j, r, t)] * v_{rj} \sigma_j(\theta, v_{rj}) d\Omega_j dV_j$$

Where, v is the velocity of charge particles, a is the acceleration of charges particles

$f(r, v, t)$ is the electrons distribution function ,

$F_j(V_j, r, t)$ is the neutral species distribution function

$v_{rj} = |v - V_j|$ is the relative velocity of charges particles, V_j is the velocity of neutral species

$\sigma_j(\theta, v_{rj})$ is the differential microscopic cross section of interaction the charges particles (electron) with neutral gas species j , $d\Omega_j = \sin \theta d\theta d\phi$ is the element solid angle, where θ and ϕ are the polar and azimuthally angles, respectively.

The left and right hand sides describe the behavior changes of electrons distribution function by the Varity independent collisions and also the binary collisions of charges particles with the neutral gas species, respectively. The electron distribution function $f(r, v, t)$ is approximated by $f(v)$, since it is assumed that electrons fields are independent of space and time and the problems of electrons interactions are spatially uniformed, so that the velocity dependence distribution function can be written by Legendre series expansion as follows.

$$f(r, v, t) \approx f + \Sigma f(v, r, t) P(\cos \theta) \tag{2}$$

Or, in terms of the velocity dependence approximation

$$f(v) \approx f(v) + \Sigma f(v) P(\cos \theta) \tag{3}$$

The use of a Maxwellian electron energy distribution function is justifiable on the basis that the rotation and vibration excitation occur in molecular gases at the low electron energy ranges appropriate to a breakdown of

gaseous insulation. From the electron energy distribution function we can calculate the swarm properties by using the relations [7].

$$\omega = -\frac{1}{3} E \int_0^\infty \frac{\epsilon}{N\theta} \frac{dF(\epsilon)}{d\epsilon} d\epsilon$$

$$\mu = \frac{\omega}{E}$$

$$\bar{\epsilon} = \int_0^\infty \epsilon F(\epsilon) d\epsilon$$

$$\frac{\alpha}{N} = \frac{1}{W} \int_{\epsilon_i}^\infty Q_i \epsilon^{1/2} F(\epsilon) d\epsilon, \frac{\eta}{N} =$$

$$\frac{1}{W} \int_{\epsilon_a}^\infty Q_a \epsilon^{1/2} F(\epsilon) d\epsilon \tag{7}$$

Where W is the drift velocity in $(m s^{-1})$, θ the momentum transfer cross section in (cm^2) , $\bar{\epsilon}$ the mean energy, μ the electrons mobility in (cm^2/V) , α in (cm^{-1}) the ionization coefficient, η in (cm^{-1}) the attachment coefficient, Q_i in (cm^2) the ionization cross section, Q_a in (cm^2) the attachment cross section, and ϵ_i is the ionization potential. It is important to note that equations (4)-(7) are applicable for all types of energy distribution function.

Substitution of the breakdown criterion of gases $\frac{\alpha}{N} = \frac{\eta}{N}$ gives the value $\frac{E}{N}$ at which breakdown occurs in highly electronegative gases. It's necessary to note that there exists another mathematical technique for solving the Boltzmann transport equation by using the Monte Carlo method and involving the calculation of the electron transport or swarm parameters [8,9].

Substitution of the breakdown criterion of gases $\frac{\alpha}{N} = \frac{\eta}{N}$ gives the value $\frac{E}{N}$ at which breakdown occurs in highly electronegative gases. It's necessary to note that there exists another mathematical technique for solving the Boltzmann transport equation by using the Monte Carlo method and involving the calculation of the electron transport or swarm parameters [8,9].

Calculation and results

Neon as an inert gas is mixed with sulphur hexafluoride. The calculated transport parameters, drift velocity (V_d), characteristic energy (ϵ_k), electron mobility (μ), and diffusion coefficient (D) of $SF_6 - Ne$ for the case of 50% concentration of Helium gas in the mixture were listed in table (1). And, The electron distribution functions of $SF_6 - Ne$ for the same case are plotted for specified E/N values and its completely described in figure (1). Figure (2) shows the electrons drift velocity (V_d) as a function of E/N in $SF_6, Ne,$ and $SF_6 - Ne$ mixture (mixing ratio 50/50). This figure shows that, the case of adding Ne to SF_6 , will cause an increase in the drift velocity (V_d) in $SF_6 - Ne$ mixture, so that the effect of adding the He as a buffer gas to $SF_6 - Ne$ gas mixture can change the collision processes and therefore a change in the electron transport properties exists. And it's clearly

appear that the increase of the concentration percentage of *He* in *SF₆ – Ne* gas mixture, will cause a rapidly increase in the drift velocity of electrons.

Table (2) lists the variety consternation percentage of *SF₆* in *SF₆ – Ne* gas mixture, and figure (3) shows the variation of electrons drift velocity *V_d* as a function of *E/N* in *SF₆ – Ne* for various consternations percentage. The electrons characteristics energy, and the electrons mobility of *SF₆ – Ne* (50/50) gas mixture as a function of *E/N* are plotted in figures (4) and (5). Finally a comparison between the calculated and experimental drift velocities are described in figure(5).

Discussion and conclusion

Sulfur hexafluoride (*SF₆*), the electric power industry’s presently preferred gaseous dielectric (besides air), has been shown to be a green house gas. in this study we provide information that is useful in identifying possible replacement gases mixture, which deemed a reasonable approach to reduce the use of *SF₆* in high voltage electrical equipment. An important part of this information is found from the calculations of the electron transport parameters in such gases mixture, which indeed reflect the advantages and disadvantages of each concentration mixing ratio, therefore, one can choose the optimum cases that give a good compatible applied gaseous mixture. From figure (2), it’s clearly appear the effect of adding the neon gas to the pure Sulfur hexafluoride, in increasing the electron drift velocity to values approximately lies in the intermediate range of pure neon and pure sulfur hexafluoride, which alter the dielectric properties of the gas mixture. Figure (3), explains the effect of changing the neon concentration on the electron drift velocity for different mixing ratios, and one can directly show the likely linear increase in the electron drift velocity for each mixing ratio. Finally, from figure (5), which reflects the suitable agreement between our calculated results with the corresponding experimental results, we can focus on the missing of available cross section data for the different types of inelastic collisions (e.g., excitation, electronic, vibration, attachment, ionization, etc.) in getting or producing a more accurate results.

Table (1): The calculated transport parameters for electron in *SF₆ – Ne* Mixture (50% Mixing ratio).

Electric field/gas density $\frac{E}{N}$ (Td= 10^{-13} V.cm ⁻²)	Drift velocity $V_d \times 10^7$ (cm/s)	$N = 1.28 \times 10^{19}$ Molecules/cm ³	
		Characteristic energy D/μ (eV)	electron mobility μ (cm ² /V.s)
1.5	1.7	6.098995	892.4899
2.0	1.91	6.754491	846.1789
3.0	2.48	7.939533	777.559
4.0	3.10	9.210807	711.8212
5.0	3.81	10.67396	645.3461
5.5	4.11	11.4865	612.7598
6.0	4.26	12.35438	581.0808

Table (2): Variation of number density with mixture concentration percentage in *SF₆- Ne* gaseous

No.	Mixture concentration percentage (<i>SF₆</i> / <i>Ne</i>)%	Number density (molecules/cm ³) $\times 10^{19}$
1	90 -10	2.0423
2	80 -20	1.85163
3	70 -30	1.66094
4	60 -40	1.47024
5	50 -50	1.2794
6	40 -60	1.0888
7	30 -70	0.89814
8	20 -80	0.70744
9	10 -90	0.516742

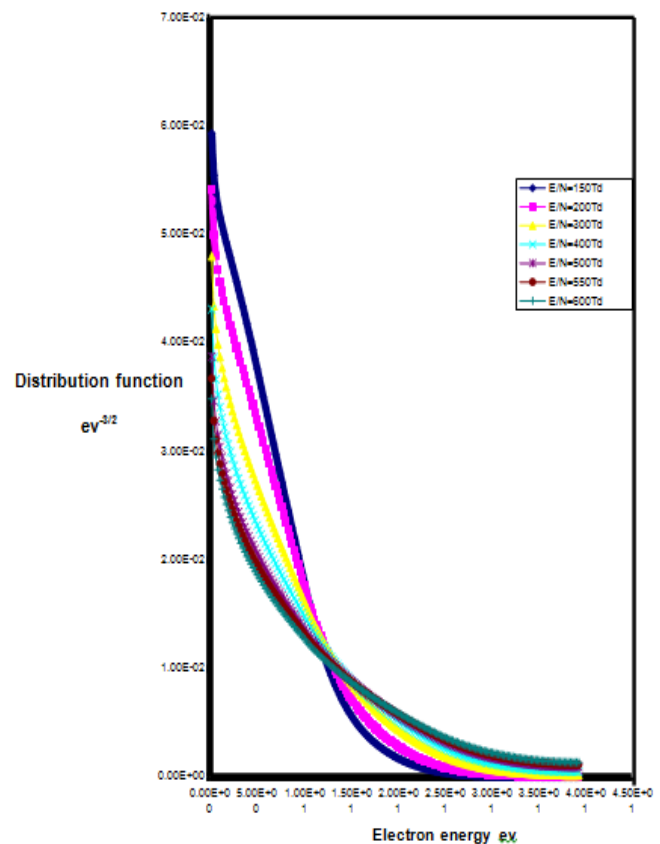


Figure (1): The electron distribution function versus *E/N* the electron energy in *SF₆-Ne* 50/50 gas mixture mixture.

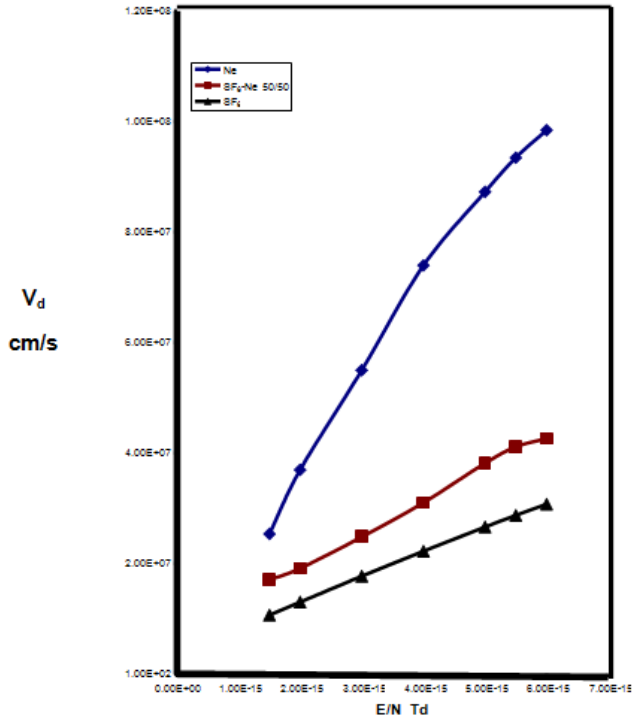


Figure (2):The electron drift velocity as a function of E/N in SF₆-Ne 50/50 gas mixture

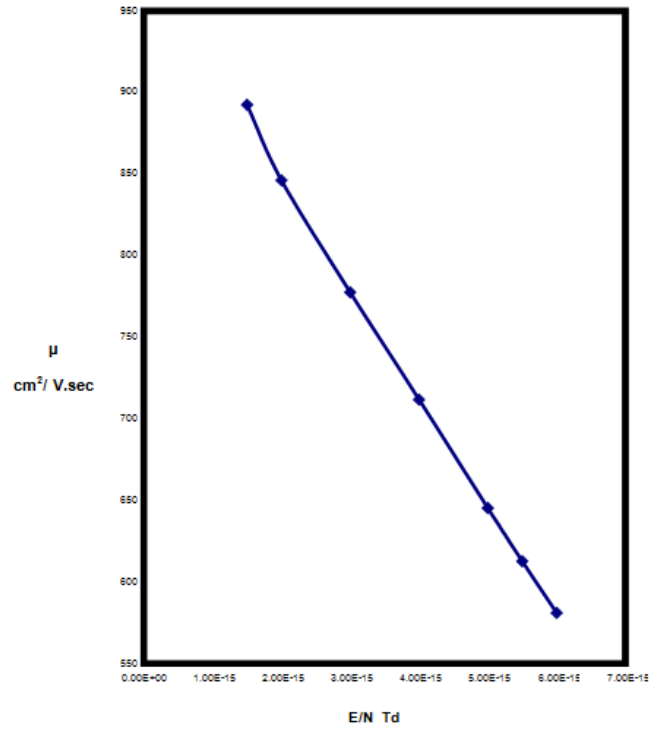


Figure (4): The mobility of electrons versus E/N in SF₆-Ne 50/50 gas mixture

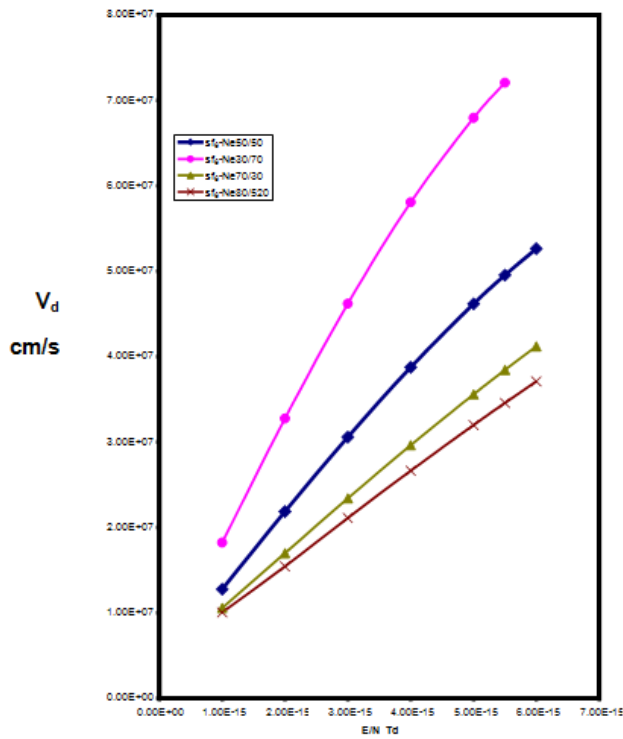


Figure (3): The drift velocity of electrons versus E/N in SF₆-Ne gas mixture various percentages.

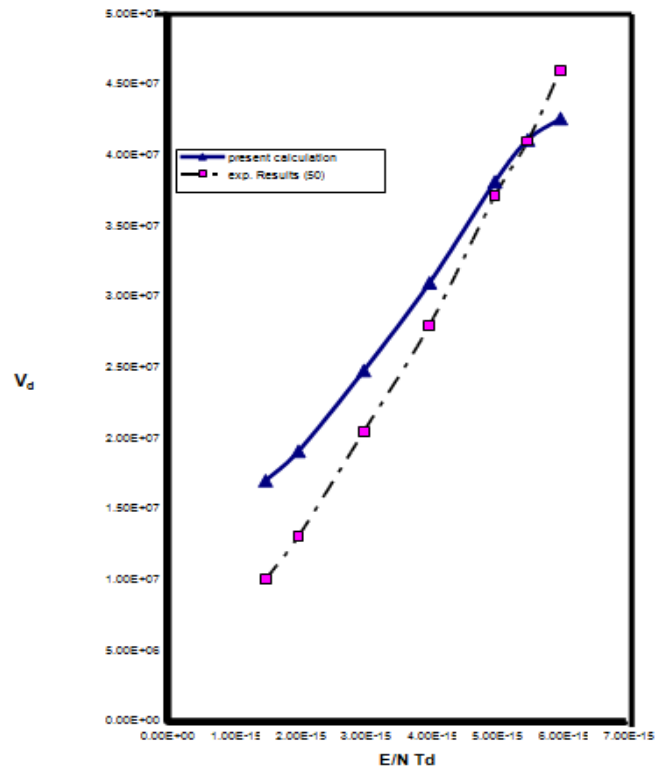


Figure (5): the electron drift velocity as a function of E/N in SF₆ - Ne 50/50 gas mixture

References

- 1- L.G. Christophorou, J.K. Olthoff, D.S. Green, "Gases for electrical insulation and arc interruption: possible present and future alternatives to pure SF_6 ", NIST Technical Note 1425, 1997.
- 2- G. Camilli, "Gas-Insulated power transformers", Proc. IEE, Vol.107 A, pp.375-382, 1960.
- 3- Electric power institute, "gases superior to SF_6 for insulation and interruption", Report EPRIEL-2620, 1982.
- 4- L.G. Christophorou, R. J. Van Brunt, " SF_6/N_2 Mixture, Basic and HV insulation properties", IEEE Trans. Dielectric and electrical insulation, Vol. 2, pp.952-1003, 1995.
- 5- Edward A., Eral W. Mc Daniel, Transport properties of ions in gases, John Wiely and Sons, Inc., 1988.
- 6- Morgan W.L., Penetrane B.M., Computer physics communication CPC, Vol.58, PP. 127-152, 1990.
- 7- D.M. Xiao, L.L. Zhu, and Y.Z. Chen, "electron swarm parameters in SF_6 and helium gas mixture, J. Phys. D: Appl. Phys., Vol. 32, No. 5, L18-L19, 1999.
- 8- M. Benhenni, and M. Yousfi, "transport properties of \bar{F} in $SF_6 - Xe, SF_6 - Ar, SF_6 - He$ mixtures", plasma source and technology, Vol. 21, No. 1, 2012.
- 9- Liu Xueli, Xiao Dengming, "Monte carlo simulation of electron swarm parameters in the SF_6 / CF_4 gas mixture", Jpn. J. Appl. Phys., vol. 46, no. 4A, pp: 1663-1667, 2007.